

First Destination Survey data is collected to assist BU colleges and departments with programmatic reviews and accreditation needs, in addition to national benchmarking. A graduating class is defined as all students who completed a degree between July 1 to June 30 of a year. For more information on the survey instrument and methodology, please see the First Destination Survey Report located in the department's Nuventive Improve Document Repository.

Career Level All	College All	Department All	Major All	Year Class of 2017
---------------------	----------------	-------------------	--------------	-----------------------

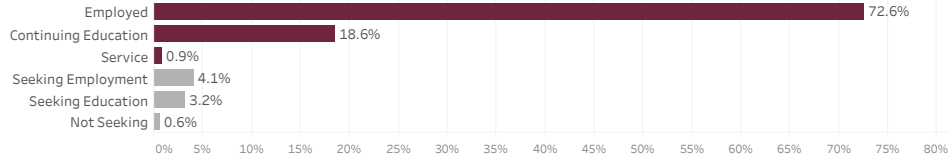
2,170
Degrees Granted

468
of Respondents

21.6%
Response Rate

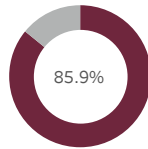
Primary Status After Graduation

92% of respondents are considered placed | 8% are not placed

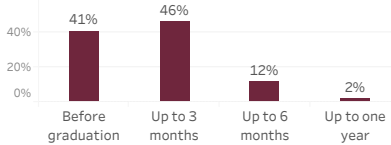


Employment

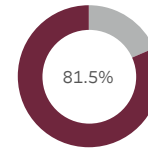
Employed Full-Time



Time to Secure Job



Job Related to Degree



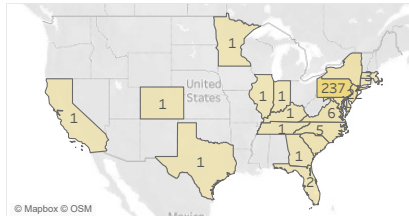
Job Position

Registered Nurse	15
Teacher	8
Substitute Teacher	7
Recruiter	5
Account Executive	4
Learning Support Teacher	4
Management Trainee	4
Special Education Teacher	4
2nd Grade Teacher	3
ASL/English Interpreter	3

Employer

Geisinger	9
Geisinger Medical Center	4
Berwick Area School District	3
Geisinger Health System	3
J.B. Hunt Transport, Inc.	3
Accomac County Public School	3
Aerotek	2
Bloomsburg University	2
Central Columbia School District	2
Children Service Center	2

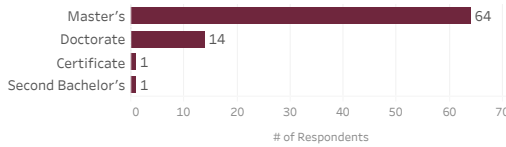
Employment Location



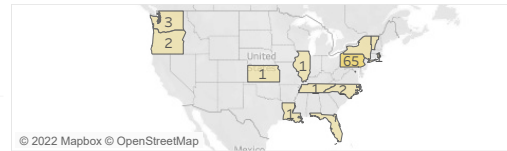
Search Employment:

Continuing Education

Degree Pursuing



Continuing Education Location



Institution

Bloomsburg University	34
West Chester University	3
Penn State	3
University of Pittsburgh	2
Wilkes University	1
Widener University	1
Western Michigan University	1

Program

Business Administration	7
Accounting	6
Speech-Language Pathology	5
Law	5
Audiology	5
Instructional Technology	4
Social Work	3

HIPs & General Education

Participation in High Impact Practices (HIPs)

General Education (GE)

