

First Destination Survey data is collected to assist BU colleges and departments with programmatic reviews and accreditation needs, in addition to national benchmarking. A graduating class is defined as all students who completed a degree between July 1 to June 30 of a year. For more information on the survey instrument and methodology, please see the First Destination Survey Report located in the department's Nuventive Improve Document Repository.

Career Level All	College All	Department All	Major All	Year Class of 2020
---------------------	----------------	-------------------	--------------	-----------------------

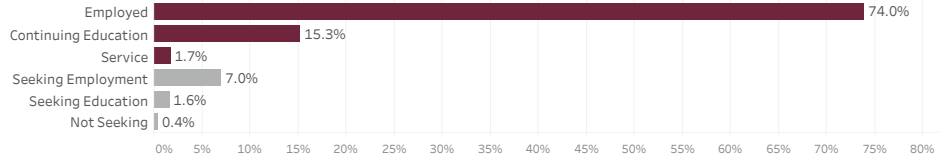
1,980
Degrees Granted

752
of Respondents

38.0%
Response Rate

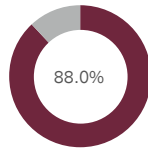
Primary Status After Graduation

91% of respondents are considered placed | 9% are not placed

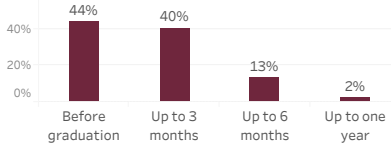


Employment

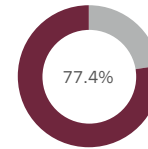
Employed Full-Time



Time to Secure Job



Job Related to Degree



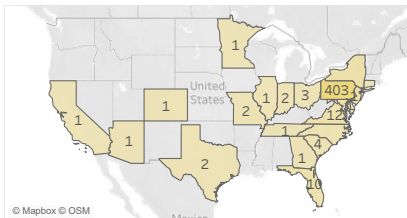
Job Position

Registered Nurse	29
Teacher	13
Speech-Language Pathologist	7
Substitute Teacher	6
Audiologist	5
Long-term Substitute Teacher	5
Operations Manager	5
Special Education Teacher	5
Caseworker	4
Instructional Designer	4

Employer

Geisinger	14
Geisinger Medical Center	14
Amazon	6
Bloomsburg University	5
Penn State Health Milton S. Hershe..	4
ADP	3
Enterprise	3
Substitute Teacher Service	3
Allied Universal Security Services	2
BlaST IU 17	2

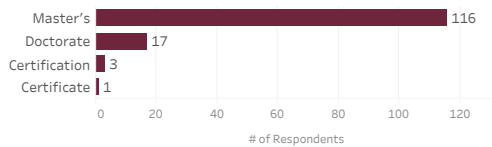
Employment Location



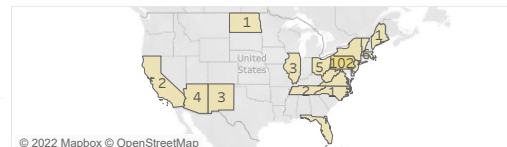
Search Employment:

Continuing Education

Degree Pursuing



Continuing Education Location



Institution

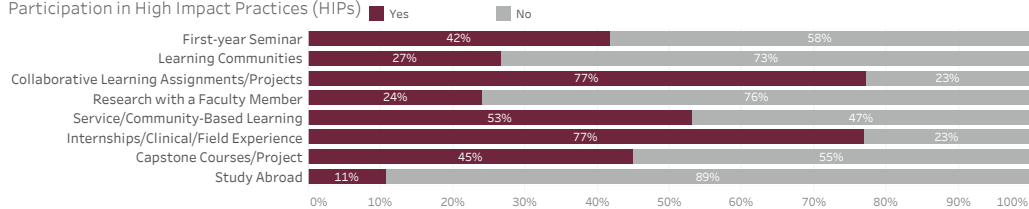
Bloomsburg University	52
Temple University	4
Salus University	4
Penn State University	4
West Chester University	2
Shippensburg University	2
Rutgers University	2

Program

Exercise Science	9
Business Administration	8
Accounting	8
Speech-Language Pathology	6
Instructional Technology	6
Speech Language Pathology	5
Audiology	5

HIPs & General Education

Participation in High Impact Practices (HIPs)



General Education (GE)

