



Class of
2018
**OUTCOMES
SUMMARY**

**Associate
&
Bachelor Degree
Recipients**

**Undergraduate
Career Outcomes
Success Rate**

96%

CHARACTER
SCHOLARSHIP
CULTURE
SERVICE

EXECUTIVE SUMMARY

Mansfield University graduates pursue a wide range of career paths and continuing education programs. The Career Center captures these outcomes of our graduates in order to share them with the Mansfield community, prospective students, and their families. Showcasing the accomplishments of our graduates helps to illustrate the many possibilities open to Mansfield University students.

This data provides a snapshot of Mansfield University associate and bachelor degree graduates 3-9 months after graduation. In accordance with the National Association of Colleges & Employers 'Standards and Protocols for First Destination Surveys', the Career Center utilized a three-phase methodology to ascertain the employment and continuing education outcomes of the graduating class of 2018.

The three-part methodology:

1. Online survey sent to the last known email address of graduates. (485 surveys distributed with a 38% survey response rate)
2. Phone call from the Career Center to graduates who did not complete the online survey to either verbally administer the survey or to direct graduates to the online survey.
3. Online research and faculty outreach conducted by the Career Center to locate employment and continuing education outcomes of graduates. Information was collected via free, publically accessible means such as employers, faculty members, LinkedIn, and social media profiles. (additional information resulted in an overall knowledge rate of 72%)

DEFINITIONS TO KNOW

Graduating Class: includes those students who completed associate and bachelor degrees between the periods of July 1 to June 30 each year, a period consistent with degree completion reporting requirements established by the National Center for Education Statistics' Integrated Postsecondary Education Data System (IPEDS) program.

Career Outcomes Rate: the accumulated total percentage of graduates who are employed full time, employed part time, continuing education, in active military service, or engaged in a postgraduate volunteer service opportunity.

Knowledge Rate: the overall percent of graduates for which the institution has reasonable and verifiable information concerning the graduates' post-graduation career activities. Information was collected either directly from graduates or from other reliable sources, which may include employers, faculty members, LinkedIn, and social media profiles.

Employed full-time: a position in which the graduate works for 30 hours or more per week as an entrepreneur, full-time temporary/contract worker, freelancer, or postgraduate intern or fellow.

Employed part-time: a position in which the graduate works less than 30 hours per week as an entrepreneur, part-time temporary/contract worker, freelancer, or postgraduate intern or fellow.

Continuing education: graduates who have been accepted to and plan to matriculate into a program of further study, including graduate school or other specialized training.

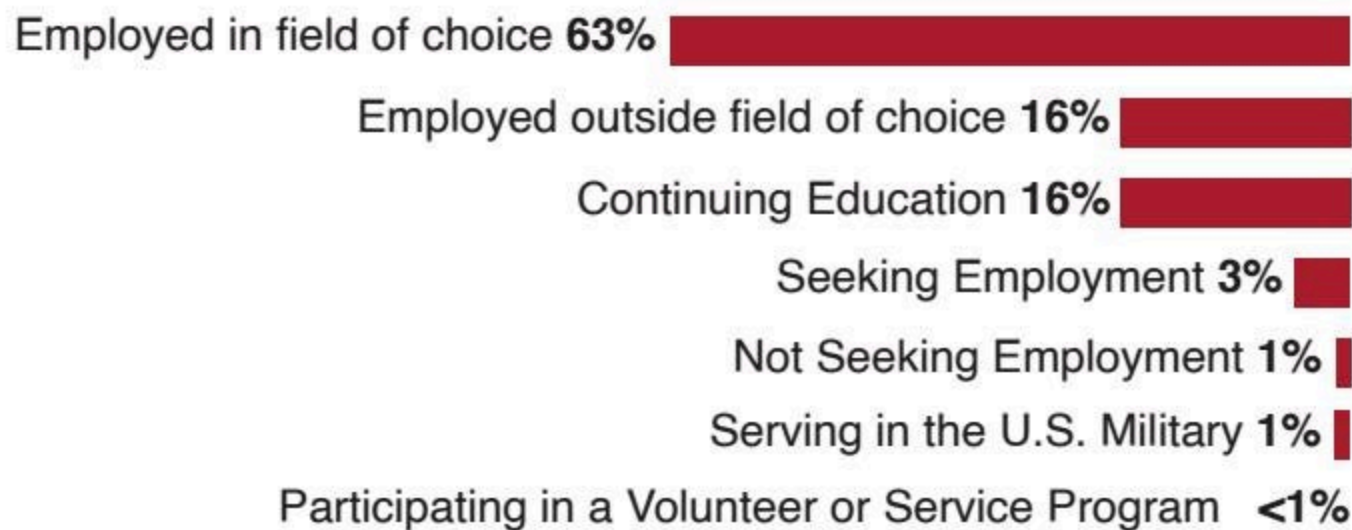
Service: graduates who are participating in a volunteer or service program (e.g., Peace Corps, mission work).

Military: graduates serving in the U.S. Armed Forces.

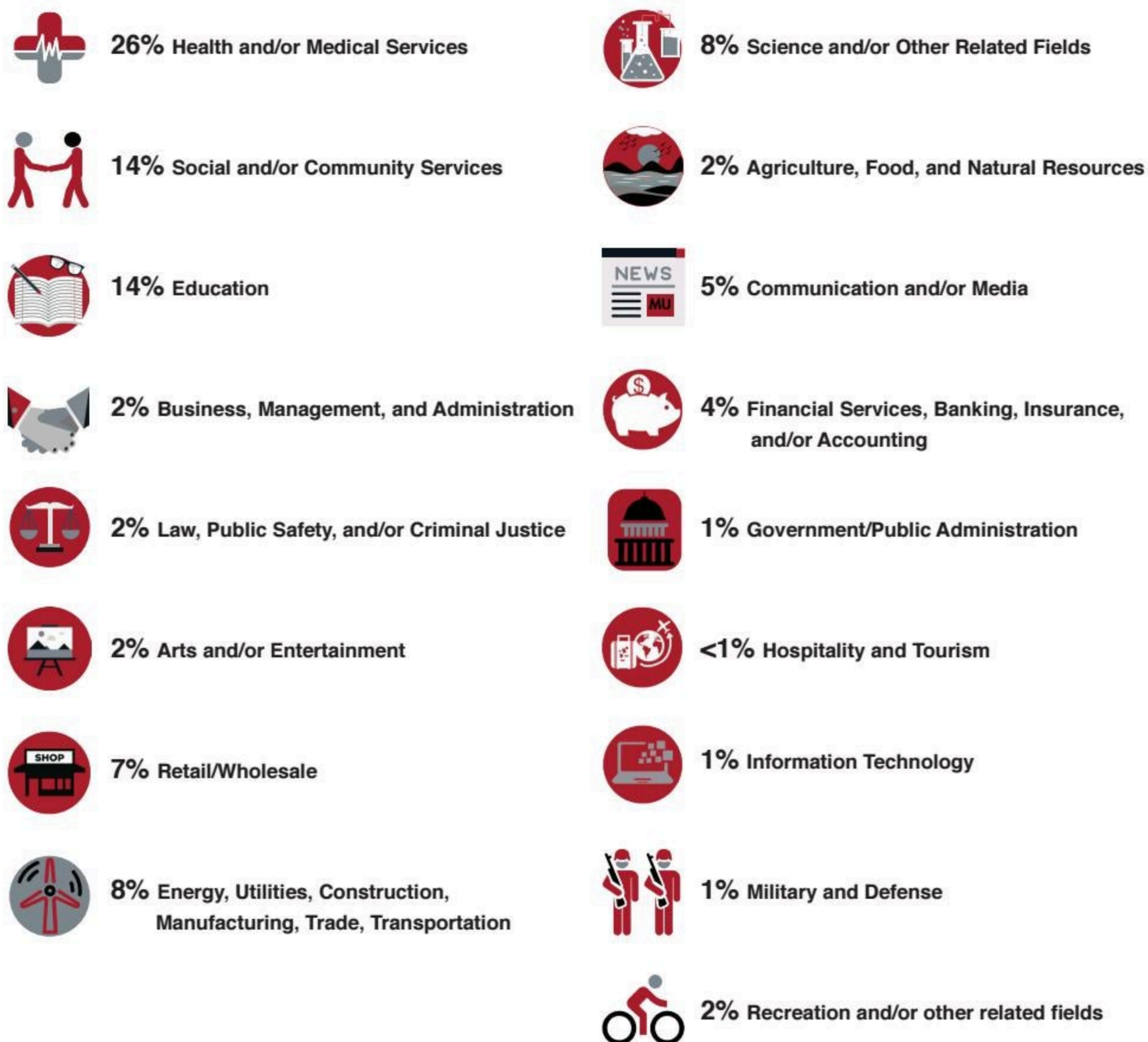
Seeking employment: graduates who have indicated that they are seeking employment or engaged in the job-search process.

Not seeking: graduates who have indicated that they choose not to pursue either employment or continuing education at this time.

Undergraduate Class of 2018



Employment by Industry Sector



















When job offer was accepted



Career Outcomes Success Rates by Academic Department

(employed, continuing education, military, volunteer)

Department	Career Outcomes Success Rate	Knowledge Rate	Department	Career Outcomes Success Rate	Knowledge Rate
 Academic & Human Development	100%	25%	 Biology	100%	78%
 Chemistry & Physics	100%	54%	 Criminal Justice Administration	89%	46%
 English & World Languages	100%	100%	 Social Work	97%	91%
 Mathematics & Computer Information Science	81%	55%	 History, Philosophy, Political Science & Sociology	96%	56%
 Art	93%	56%	 Business Administration	100%	46%
 Communication	96%	96%	 Education & Special Education	97%	79%
 Geosciences	97%	74%	 Health Sciences	97%	97%
 Music	90%	67%	 Psychology	100%	75%

Employer Connections



Mountie Career Connection



Employers

Guthrie Health (16)
 Geisinger Health (15)
 Service Access Management, Inc. (SAM, Inc.)/Tioga County Department of Human Services (6)
 UPMC Susquehanna (4)
 Corning Incorporated (3)
 Delaware County Children & Youth (3)
 Eurofins Lancaster Laboratories (3)
 State Farm Insurance (3)
 Arnot Ogden Medical Center (2)
 Athens Area School District (2)
 Commonwealth Health System - Moses Taylor Hospital (2)
 Concern (2)
 CVS Health (2)
 Elmwood Park Zoo (2)
 Eurofins (2)
 First Citizens Community Bank (2)
 Garrett County Public Schools (2)
 Lake and Peninsula School District (2)
 Lockheed Martin Corporation (2)
 Mansfield University of PA (2)
 Tioga County Prison (2)
 Total Quality Logistics (2)
 United Health Services (UHS) (2)
 WebFX (2)
 Williams Auto Group (2)

Aerotek Scientific
 AIM Independent Living Center
 Alaskan Observers, Inc.
 Alleghany County School District

Allstate Insurance
 Amsted Rail
 Association for Vision Rehabilitation and Employment (AVRE)
 Astor Chocolate
 B&P Music Production
 Beacon Light Behavioral Health
 Binghamton Pre Cast & Supply
 Boy Scouts of America, Triune District
 Bradford Area School District
 Bradford County Human Services
 Bradford Tioga Head Start
 C.F. Martin & Company
 Carlisle Area School District
 Cedar Arts Center
 Chamber of the Holocaust Museum and Memorial
 Chemung County Department of Social Services
 Civil & Environmental Consultants (CEC), Inc.
 Cocciardi and Associates, Inc.
 Cornell University College of Veterinary Medicine
 Corning Federal Credit Union
 Crossroads Counseling Inc.
 Dairy Farmers of America
 Dauphin County Prison
 Deane Center for Performing Arts
 Delaware County School District
 DuPont
 Earth Engineering, Inc.
 Elmira City School District
 Empire Digital Signs, LLC

Environmental Consulting Services
 ESPN Ithaca/Vizella Media LLC
 Evangelical Community Hospital
 Fagan Engineers & Land Surveyors, P.C.
 Finn Academy
 Florida Studio Theatre
 Frederick County Public Schools
 Gaudenzia
 Glove House
 Great Lakes Wind Symphony
 Harbor Counseling
 Healthy Families of Steuben
 Hillside Family of Agencies
 Immunotek
 John Wiley and Sons
 Johnson Controls Inc.
 K&S Music
 Larson, Kellett & Associates, P.C.
 Lehigh Valley Courthouse
 Lehigh Valley Health Network
 Lycoming College
 Lycoming County Pre-Release Center
 Marikey Behavioral Health
 Martha Lloyd Community Services
 Martin Communications, Inc.
 Maxim Healthcare Services
 Meadville Medical Center
 Micro Solutions
 Mifflinburg Area School District
 Montgomery County Emergency Services
 Montrose Area School District
 National Fuel

Naval Support Activity
 Northeastern Music Programs
 Northern Tier Counseling
 Nutrition Ink
 Oasis Ponds & Patios, LLC
 Orange Public Schools
 Oxford Academy Central School District
 Partners in Progress
 Pennsylvania Association of Nonprofit Organizations
 Pennsylvania Cable Network (PCN)
 Pennsylvania Fish and Boat Commission
 Philadelphia Insurance Companies
 Philadelphia Mental Health Center
 Prudential Financial
 QualiTest
 Rush Innovation
 Sanofi Pasteur Labs
 Seawald Labs
 Sound Communications
 Southern Tioga School District
 Syneos Health
 The Upstate NY Eating Disorder Clinic
 The Mattress Factory Art Museum
 Trehab
 Trinity of Chemung County
 Trout Unlimited
 TruHorizon Environmental Solutions NE
 WETM-TV
 Williamsport Area School District
 Wilmington University



Employment by State

PA	63%	SC	1%	CO	<1%	WA	<1%
NY	20%	AK	1%	ID	<1%	WV	<1%
NJ	3%	CA	1%	MI	<1%	VA	<1%
DE	2%	IL	1%	NM	<1%		
MD	2%	NC	1%	OK	<1%		
FL	1%	TX	1%	VT	<1%		
						International	1%

Notes: Employer information is representative of the Class of 2018 only. Not a comprehensive list.
 (#) Indicates number of respondents employed with organization.

Graduate Schools by Institution

Binghamton University (3)
Drexel University (3)
University at Buffalo (2)
Appalachian State University (2)
College of Saint Elizabeth (2)
Indiana University of PA (2)
University of Pittsburgh (2)

Alfred University
Bloomsburg University of PA
Boise State University
Bowling Green State University
Case Western Reserve University
Cedar Crest College
Central Michigan University
Edinboro University
Fordham University

Frostburg State University
Geisinger Commonwealth School
of Medicine
George Mason University
James Madison University
Jefferson University
Johns Hopkins University
Kent State University

Kent State University College
of Podiatric Medicine
Lake Erie College of
Osteopathic Medicine
Mansfield University of PA
Marywood University
McKendree University
Messiah College
North Carolina State University



Graduate Schools by State

PA 36%
NY 18%
OH 7%
MD 5%

NC 5%
VA 5%
FL 4%
NJ 4%

DE 2%
ID 2%
IL 2%
IN 2%

MI 2%
MN 2%
TN 2%
WV 2%

Notes: Graduate School information is representative of the Class of 2018 only. Not a comprehensive list.
(#) Indicates number of respondents attending institution.



CAREER CENTER
Alumni Hall, Ground Floor
Mansfield University
570-662-4133
career.mansfield.edu