

Class of 2020 **OUTCOMES SUMMARY**



**Undergraduate
Career
Outcomes
Success
Rate**

95%

EXECUTIVE SUMMARY

Mansfield University graduates pursue a wide range of career paths and continuing education programs. The Career Center captures these outcomes of our graduates in order to share them with the Mansfield community, prospective students, and their families. Showcasing the accomplishments of our graduates helps to illustrate the many possibilities open to Mansfield University students.

This data provides a snapshot of Mansfield University associate and bachelor degree graduates 3-9 months after graduation. In accordance with the National Association of Colleges & Employers 'Standards and Protocols for First Destination Surveys', the Career Center utilized a three-phase methodology to ascertain the employment and continuing education outcomes of the graduating class of 2020.

The three-part methodology:

1. Online survey sent to the last known email address of graduates. (338 surveys distributed with a 44% survey response rate)
2. Phone call from the Career Center to graduates who did not complete the online survey to either verbally administer the survey or to direct graduates to the online survey.
3. Online research and faculty outreach conducted by the Career Center to locate employment and continuing education outcomes of graduates. Information was collected via free, publically accessible means such as employers, faculty members, LinkedIn, and social media profiles. (additional information resulted in an overall knowledge rate of 73%)

DEFINITIONS TO KNOW

Graduating Class: includes those students who completed associate and bachelor degrees between the periods of July 1 to June 30 each year, a period consistent with degree completion reporting requirements established by the National Center for Education Statistics' Integrated Postsecondary Education Data System (IPEDS) program.

Career Outcomes Rate: the accumulated total percentage of graduates who are employed full time, employed part time, continuing education, in active military service, or engaged in a postgraduate volunteer service opportunity.

Knowledge Rate: the overall percent of graduates for which the institution has reasonable and verifiable information concerning the graduates' post-graduation career activities. Information was collected either directly from graduates or from other reliable sources, which may include employers, faculty members, LinkedIn, and social media profiles.

Employed full-time: a position in which the graduate works for 30 hours or more per week as an entrepreneur, full-time temporary/contract worker, freelancer, or postgraduate intern or fellow.

Employed part-time: a position in which the graduate works less than 30 hours per week as an entrepreneur, part-time temporary/contract worker, freelancer, or postgraduate intern or fellow.

Continuing education: graduates who have been accepted to and plan to matriculate into a program of further study, including graduate school or other specialized training.

Service: graduates who are participating in a volunteer or service program (e.g., Peace Corps, mission work).

Military: graduates serving in the U.S. Armed Forces.

Seeking employment: graduates who have indicated that they are seeking employment or engaged in the job-search process.

Not seeking: graduates who have indicated that they choose not to pursue either employment or continuing education at this time.

Undergraduate Class of 2020



Employed in field of choice **54%**

Employed outside field of choice **20%**

Continuing Education **20%**

Serving in the U.S. Military **<1%**

Participating in a Volunteer or Service Program **1%**

Seeking Employment **5%**

Not Seeking Employment **1%**

Employment by Industry Sector



2% Agriculture, Food, and Natural Resources



2% Hospitality and Tourism



1% Arts and/or Entertainment



3% Information Technology



5% Business, Management, and Administration



4% Law, Public Safety, and/or Criminal Justice



<1% Communication and/or Media



1% Military & Defense



14% Education



1% Recreation and/or Other Related Fields



7% Energy, Utilities, Construction,
Manufacturing, Trade, Transportation



9% Retail/Wholesale



4% Financial Services, Banking, Insurance,
and/or Accounting



4% Science and/or Other Related Fields



3% Government/Public Administration



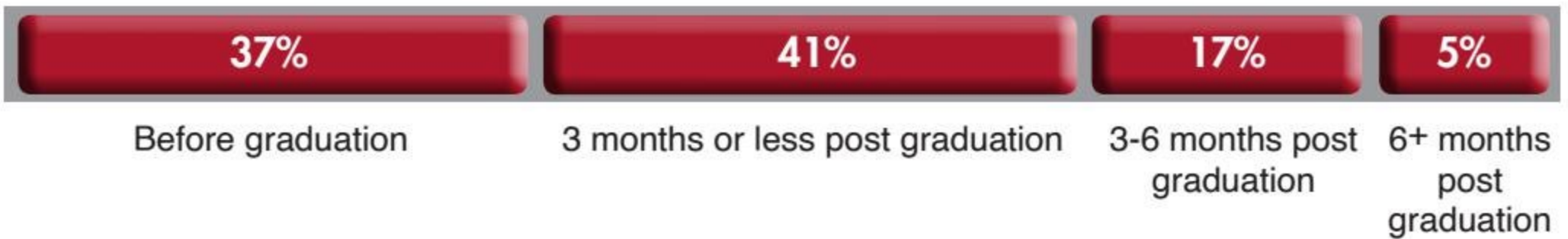
10% Social and/or Community Services



27% Health and/or Medical Services

















2% Other

When job offer was accepted



Career Outcomes Success Rates by Academic Department

(employed, continuing education, military, volunteer)

Department	Career Outcomes Success Rate	Knowledge Rate	Department	Career Outcomes Success Rate	Knowledge Rate
 Academic & Human Development	100%	56%	 English & World Languages	83%	86%
 Art	100%	29%	 Geosciences	93%	65%
 Biology	90%	80%	 Health Sciences	98%	79%
 Business Administration	100%	65%	 History, Philosophy, Political Science & Sociology	94%	57%
 Chemistry	83%	86%	 Mathematics & Computer Information Science	82%	73%
 Communication	66%	50%	 Music	100%	91%
 Criminal Justice Administration	95%	68%	 Psychology	100%	78%
 Education & Special Education	100%	100%	 Social Work	91%	65%

Employer Connections



Employers

Guthrie Health System (14)
 Geisinger Health (7)
 Tioga County Department of
 Human Services/Service Access
 Management, Inc. (SAM, Inc.) (5)
 C&N Bank (4)
 Self-Employed (4)
 UPMC (4)
 State Farm Insurance (3)
 Amazon (2)
 Arnot Ogden Medical Center (2)
 Bermudian Springs
 School District (2)
 Chefs International (2)
 ESS - Education Staffing
 Solutions (2)
 Lehigh Valley Health Network (2)
 Southern Tioga School District (2)
 United States Postal
 Service (USPS) (2)
 Wellspring Community
 Support Services (2)

84 Lumber Company
 Abuse & Rape Crisis Center
 Appomattox County Public Schools
 Aria Diagnostics
 Ascension Lourdes Hospital
 Averett University
 Bank of America
 Barnard Building Services
 Behavioral Health Associates
 Bradford County Children and
 Youth Services
 Bradford Recovery Center

Broadcom
 Broome County Health Department
 Building Blocks Learning Center
 BX3 Inc
 Cayuga Health System - Cayuga
 Medical Center
 Charles County Public Schools
 CHUNGDAH Learning
 Clearfield County
 Conservation District
 Community Services Group
 CONCERN Professional Services
 Conneaut Lake Joint
 Municipal Authority
 Corning Credit Union
 Corning Incorporated
 CVS Health
 DeMars & Associates
 Duke University Medical Center
 Earp Enterprises
 Electri-Cord Manufacturing Co
 Enterprise Holdings
 Fairfax County Public Schools
 Fedex
 Francis Parker Collegiate
 Gearhart, Wienecke & Verrastro, PC
 Global Tungsten & Powders
 Glove House, Inc.
 Hilliard Corporation
 Howard County Public School
 System
 ICON
 ImmunoTek Bio Centers
 Intercommunity Action, Inc.
 Johnson & Johnson Vision

Keller Enterprises
 Lebanon County
 Conservation District
 Lock Haven University of PA
 Lockheed Martin Corporation
 Madison Central School District
 Mansfield University of PA
 Moody and Associates, Inc.
 Mountain Laurel Recovery Center
 Music and Arts
 National Park Service at
 Catocin Mountain Park
 NEI
 NewRez LLC
 Northern Tioga School District
 Northern York County School
 District
 Odyssey Environmental
 Services, Inc.
 One Day at a Time
 PA National Guard
 PA Probation and Parole
 Partners in Progress
 Penn State Hershey Medical Center
 Pennsylvania Game Commission
 Pennsylvania Psychiatric Institute
 PepsiCo
 Pop's Culture Shoppe
 Potter County Jail
 PRSM Healthcare
 Queen Creek Unified School District
 Resource Center
 Sargent's Court Reporting
 Service, Inc.
 Select Medical

St. Joseph's Health
 Staffworks
 Stauffers of Kissel Hill
 Steelton-Highspire School District
 Suburban Testing Labs
 Summit Supply
 SUNY Cortland
 Susquenita School District
 TD Mills
 Thin Line Tavern
 Tioga County
 Tioga County Conservation District
 Trout Unlimited
 TW Ponessa & Associates
 U.S. Census Bureau
 UHS Wilson Medical Center
 Upper Adams School District
 URM Strong Memorial Hospital
 US Army Corps of Engineers
 US Renal Care Home Therapies
 USP Allenwood - Bureau of Prisons
 Varsity Inc.
 Victory Church
 Wicomico County Public Schools
 Widget Financial
 Williams Valley School District
 WuXi Advanced Therapies
 Wyalusing Area School District
 YMCA
 Youth Advocate Programs
 Youth Villages
 YWCA



Employment by State

PA	72%	NJ	2%	DE	1%	NC	1%
NY	15%	VA	2%	FL	1%	TN	1%
MD	3%	IL	1%	IN	1%		
AZ	2%	CT	1%				

Notes: Employer information is representative of the Class of 2020 only. Not a comprehensive list.
 (#) Indicates number of respondents employed with organization.

Continuing Education by Institution

Mansfield University of PA (7)
 East Stroudsburg University
 of PA (3)
 Arizona State University (2)
 Ohio University (2)
 SUNY Oneonta (2)
 University at Buffalo (2)
 Alfred University
 Binghamton University
 Carlow University

Carolinas College of Health
 Sciences - Atrium Health
 DeSales University
 D'Youville College
 Eastman School of Music
 Edinboro University of PA
 Fitchburg State University
 Fresno Pacific University
 Indiana University of PA
 Ithaca College

Kutztown University of PA
 Marywood University
 Messiah University
 Misericordia University
 Pennsylvania State University
 Ross University School of
 Veterinary Medicine
 Rutgers University
 Saint Vincent College
 Shippensburg University of PA

Temple University
 Thomas Jefferson University
 University of Delaware
 University of Maryland
 Global Campus
 University of Pittsburgh
 University of Rochester
 University of Tennessee
 West Chester University of PA
 Wilkes University



Continuing Education by State

PA	55%
NY	21%
AZ	4%

OH	4%
CA	2%
DE	2%

MA	2%
MD	2%
NC	2%

NJ	2%
TN	2%

Notes: Graduate School information is representative of the Class of 2020 only. Not a comprehensive list.
 (#) Indicates number of respondents attending institution.

**MANSFIELD
 UNIVERSITY**



CAREER CENTER
 Alumni Hall, Ground Floor
 Mansfield University
 570-662-4133
career.mansfield.edu

